

# depo COMPASS

THE CENTRAL SECURITIES DEPOSITORY'S STATISTIC DATA

# 11 (30)

01.05.2024



CENTRAL SECURITIES  
DEPOSITORY

# depo COMPASS



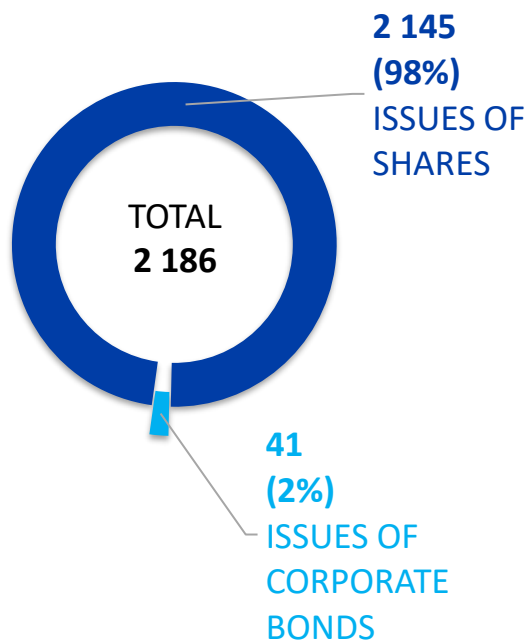
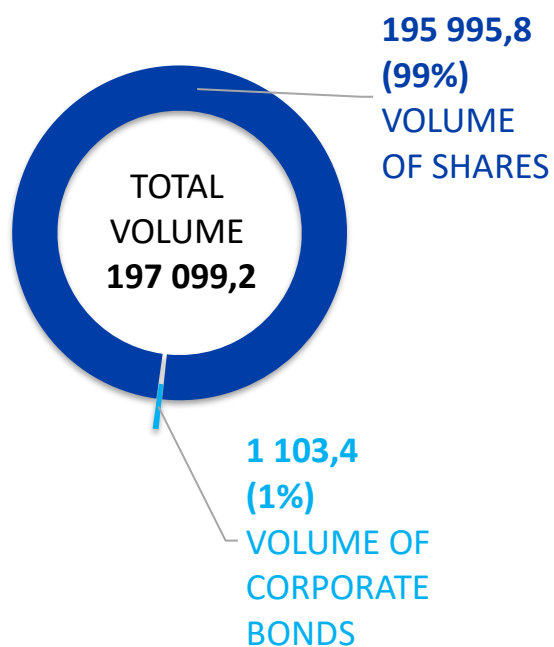
## INTRODUCTION

**“DEPO COMPASS” is one of monthly publications of the Central Securities Depository.**

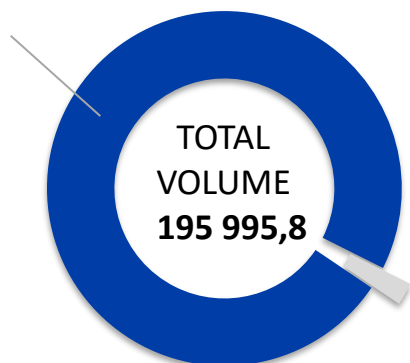
**This data report is a selection of open statistic data aggregated by the Central Securities Depository in the course of its activity and execution of exceptional functions. The data in monetary terms are given at the nominal value of the securities.**

**The indicators are given for the reporting month. The report is issued within two weeks following the reporting month.**

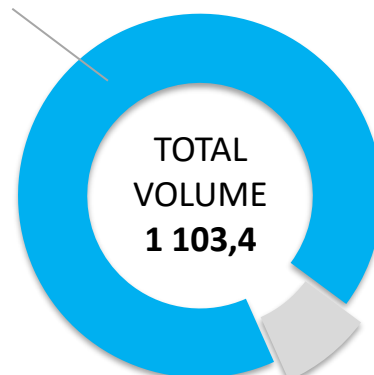
**“DEPO COMPASS” is addressed to professional audience including investors, investment intermediaries, issuers, experts and participants of securities market of Uzbekistan, as well as to broad public audience in order to raise their general awareness of key statistic indicators.**

**NUMBER OF ISSUES BY TYPE  
OF SECURITIES****VOLUME OF ISSUED  
SECURITIES  
(UZS BLN.)****VOLUME OF PLACED SHARES  
(UZS BLN.)**

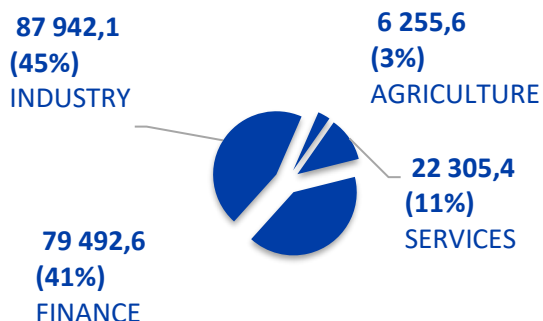
191 979,2  
(98%)

**VOLUME OF PLACED  
CORPORATE BONDS  
(UZS BLN.)**

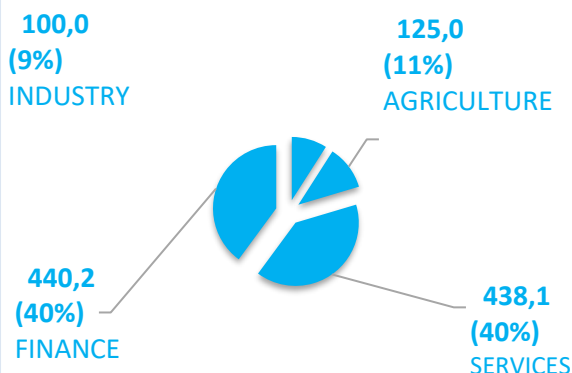
907,4  
(92%)



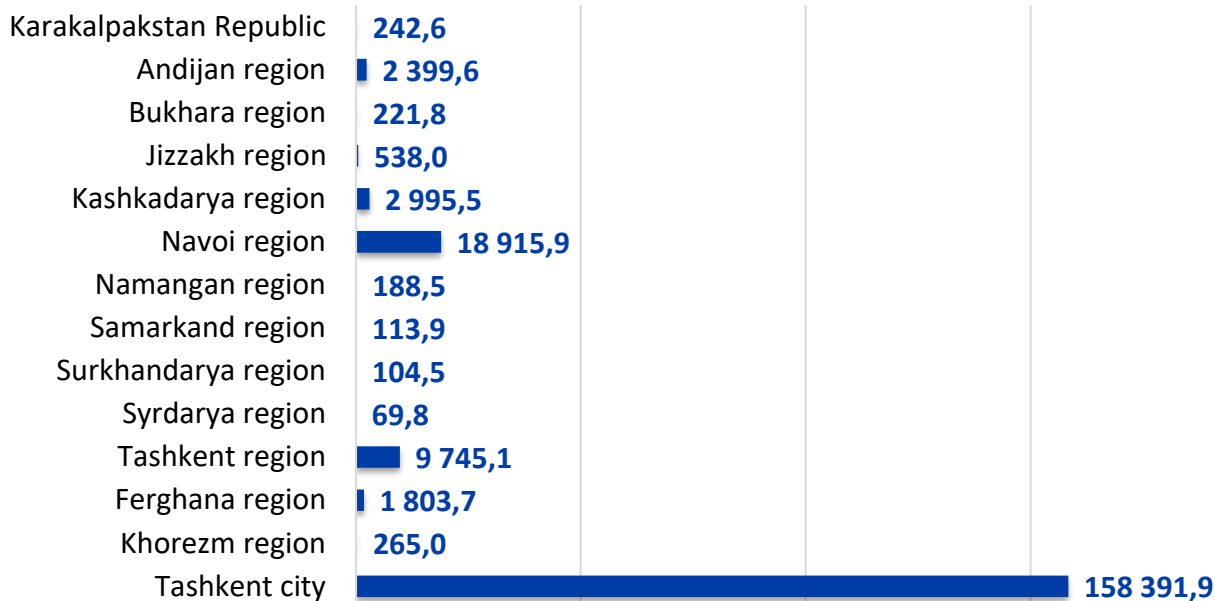
### VOLUME OF ISSUED SHARES BY ISSUERS' ACTIVITY FIELD (UZS BLN.)




### VOLUME OF ISSUED CORPORATE BONDS BY ISSUERS' ACTIVITY FIELD (UZS BLN.)



### VOLUME OF ISSUED SHARES BY REGIONS (UZS BLN.)

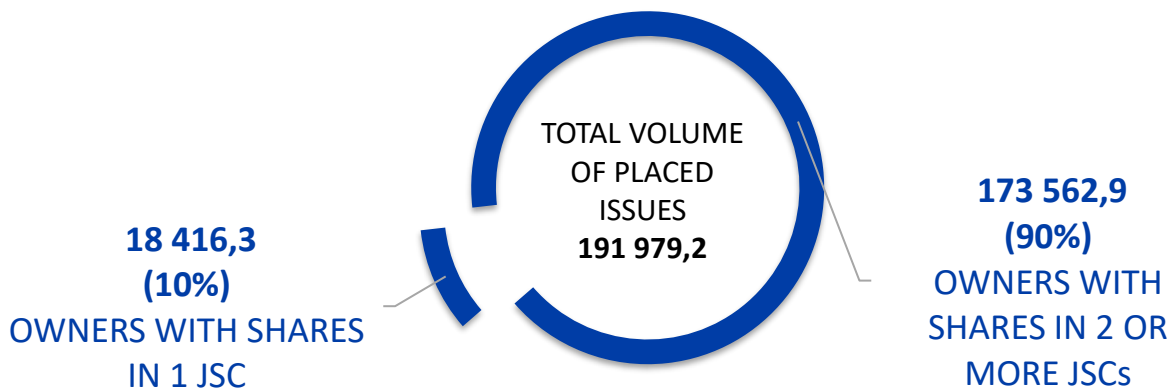
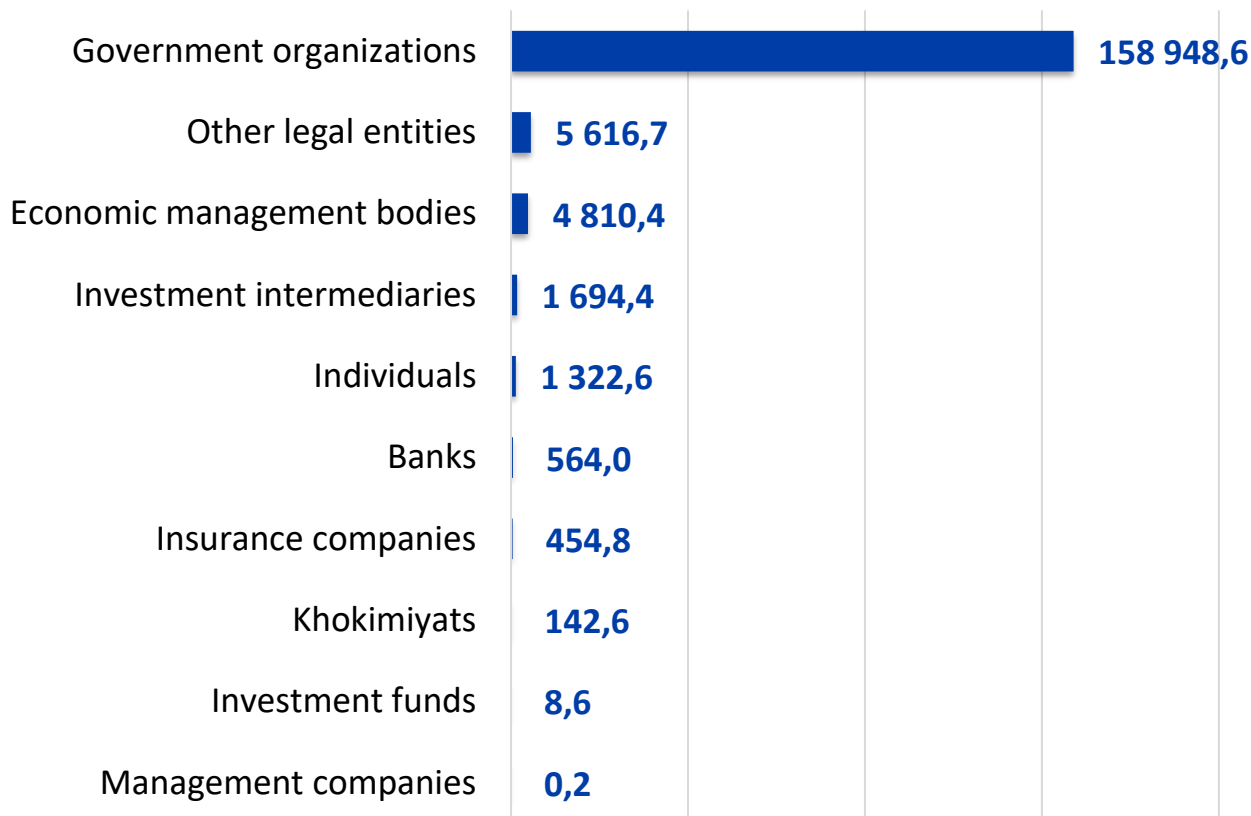


### VOLUME OF ISSUED CORPORATE BONDS BY REGIONS (UZS BLN.)

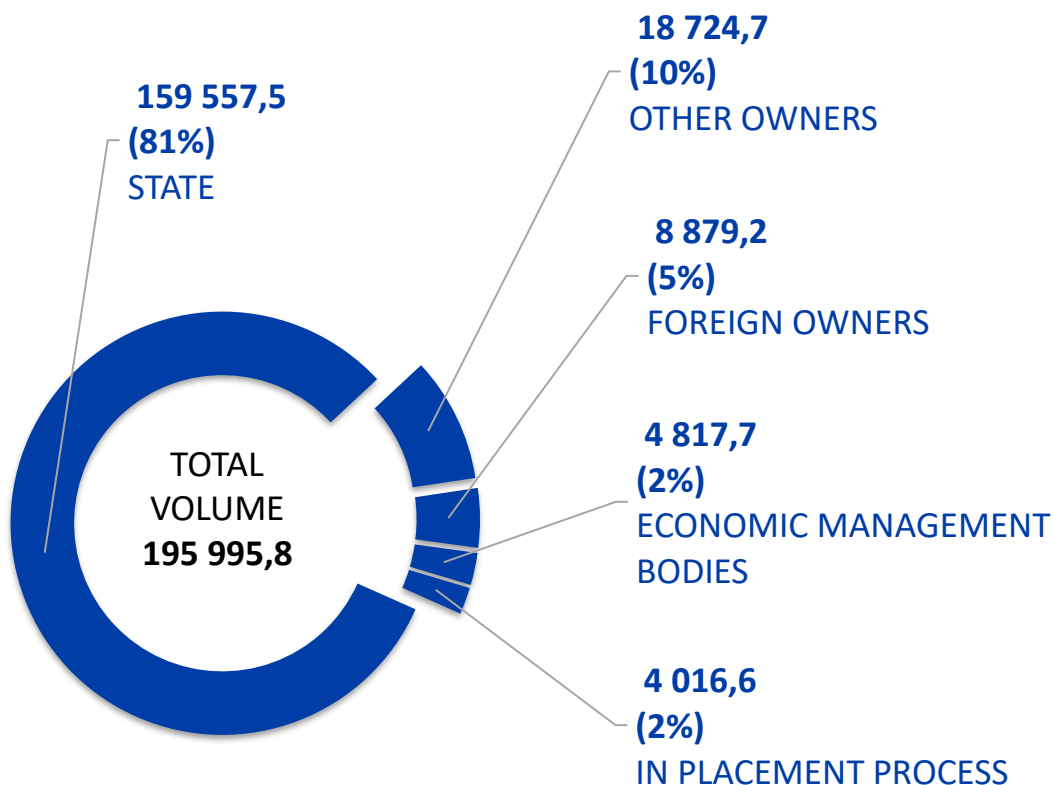


## OVERVIEW OF CHANGES IN ISSUES FOR THE REPORTING MONTH (UZS bn.)

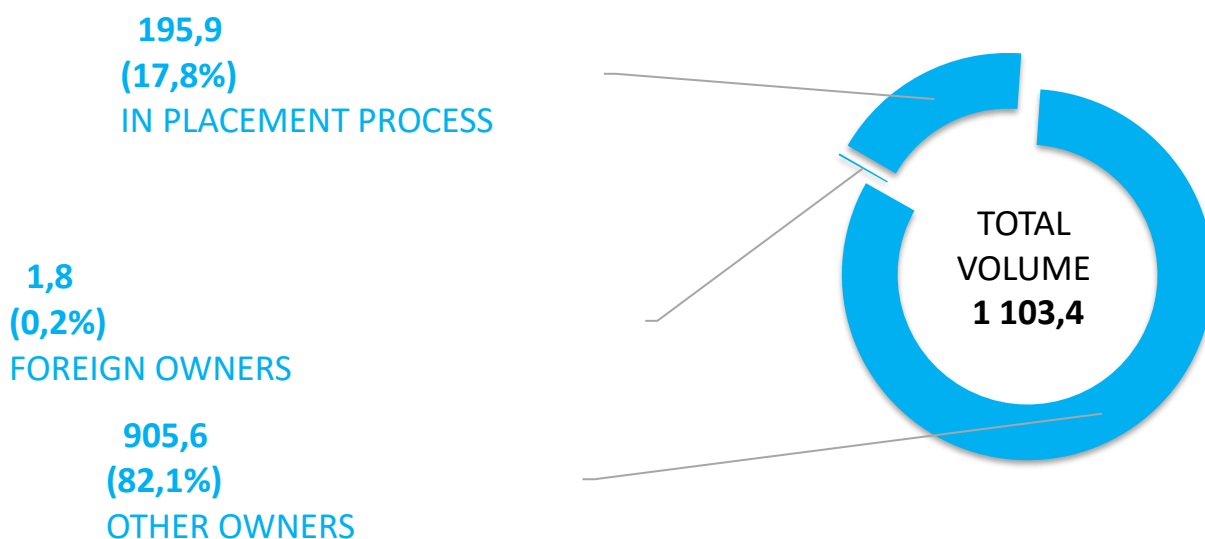
ISSUE'S ISSUER	ISSUER'S ACTIVITY	ISSUER'S LOCATION	SECURITY'S TYPE	CHANGE TYPE	VOLUME BEFORE CHANGE	VOLUME OF CHANGE	VOLUME AFTER CHANGE
HAMKORBANK	Finance	Andijan region	Corporate bonds	Primary	-	50,0	50,0
IMKON FINANS	Finance	Andijan region	Corporate bonds	Additional	9,0	19,0	10,0
TEMIRYOLEKSPRESS	Services	Tashkent city	Stocks	Primary	-	1,0	1,0
TEMIRYOLINFRATUZILMA	Services	Tashkent city	Stocks	Primary	-	371,3	371,3
YANGI BANK	Finance	Tashkent city	Stocks	Additional	200,0	350,0	150,0
TOSHKENT MEXANIKA ZAVODI	Industry	Tashkent city	Stocks	Reduce	107,9	73,8	34,1
BUXORO SUV TA'MINOTI	Services	Bukhara region	Stocks	Primary	-	11,2	11,2
ANDIJON SUV TA'MINOTI	Services	Andijan region	Stocks	Primary	-	95,0	95,0
TOSHKENT SHAHAR SUV TA'MINOTI	Services	Tashkent city	Stocks	Primary	-	201,4	201,4
TEMIRYO'LKARGO	Services	Tashkent city	Stocks	Primary	-	300,0	300,0
JIZZAX SUV TA'MINOTI	Services	Jizzakh region	Stocks	Primary	-	255,5	255,5
QASHQADARYO SUV TA'MINOTI	Services	Kashkadarya region	Stocks	Primary	-	42,7	42,7
NAVOIY SUV TA'MINOTI	Services	Navoiy region	Stocks	Primary	-	9,3	9,3
NAMANGAN SUV TA'MINOTI	Services	Namangan region	Stocks	Primary	-	65,3	65,3
QARAQALPAQ SUW TA'MIYNAT	Services	Rep. of Karakalpakstan	Stocks	Primary	-	15,9	15,9
SURXONDARYO SUV TA'MINOTU	Services	Surkhandarya region	Stocks	Primary	-	28,4	28,4
SIRDARYO SUV TA'MINOTI	Services	Syrdarya region	Stocks	Primary	-	10,6	10,6
TOSHKENT VILOYATI SUV TA'MINOTI	Services	Tashkent region	Stocks	Primary	-	89,8	89,8
FARG'ONA SUV TA'MINOTI	Services	Ferghana region	Stocks	Primary	-	207,3	207,3
XORAZM SUV TA'MINOTI	Services	Khorezm region	Stocks	Primary	-	88,6	88,6
O'ZKIMYOSANOAT	Industry	Tashkent city	Stocks	Additional	3 307,4	3 352,2	44,9
SHARG'UNKO'MIR	Industry	Surkhandarya region	Stocks	Additional	7,0	17,0	10,0
MADAD INVEST BANK	Finance	Tashkent city	Stocks	Additional	200,0	350,0	150,0
O'ZKOJI	Industry	Andijan region	Stocks	Removal from reg.	0,7	-	0,7
AVTOVARIANT	Finance	Tashkent city	Stocks	Primary	-	12,0	12,0
IT UNISOFT GROUP	Services	Tashkent city	Stocks	Primary	-	16,0	16,0
XT XARID TEXNOLOGIYALARI	Services	Tashkent city	Stocks	Primary	-	15,7	15,7
SAMARQAND SUV TAMINOTI	Services	Samarkand region	Stocks	Primary	-	20,6	20,6
MIKROKREDITBANK	Finance	Tashkent city	Stocks	Reduce	3 795,9	3 795,3	0,6
O'ZSUVTA'MINOT	Services	Tashkent city	Stocks	Additional	2 385,4	2 388,3	2,9
TBC BANK	Finance	Tashkent city	Stocks	Reduce	1 302,1	1 290,1	12,1
KAFOLAT SUG'URTA KOMPANIYASI	Finance	Tashkent city	Stocks	Additional	90,0	135,0	45,0
O'RTA OSIYO TRANS	Services	Tashkent city	Stocks	Removal from reg.	1,5	-	1,5
ANDIJON VILOYAT PFK	Services	Andijan region	Stocks	Removal from reg.	1,1	-	1,1

**VOLUME OF PLACED ISSUES IN THE CONTEXT OF  
THE STRUCTURE OF INVESTMENT PORTFOLIO (UZS BLN.)****STRUCTURE OF THE PORTFOLIO OF OWNERS OF SHARES  
IN 2 OR MORE JSCs (UZS BLN.)**

### VOLUME OF ISSUED SHARES BY OWNERS (UZS BLN.)

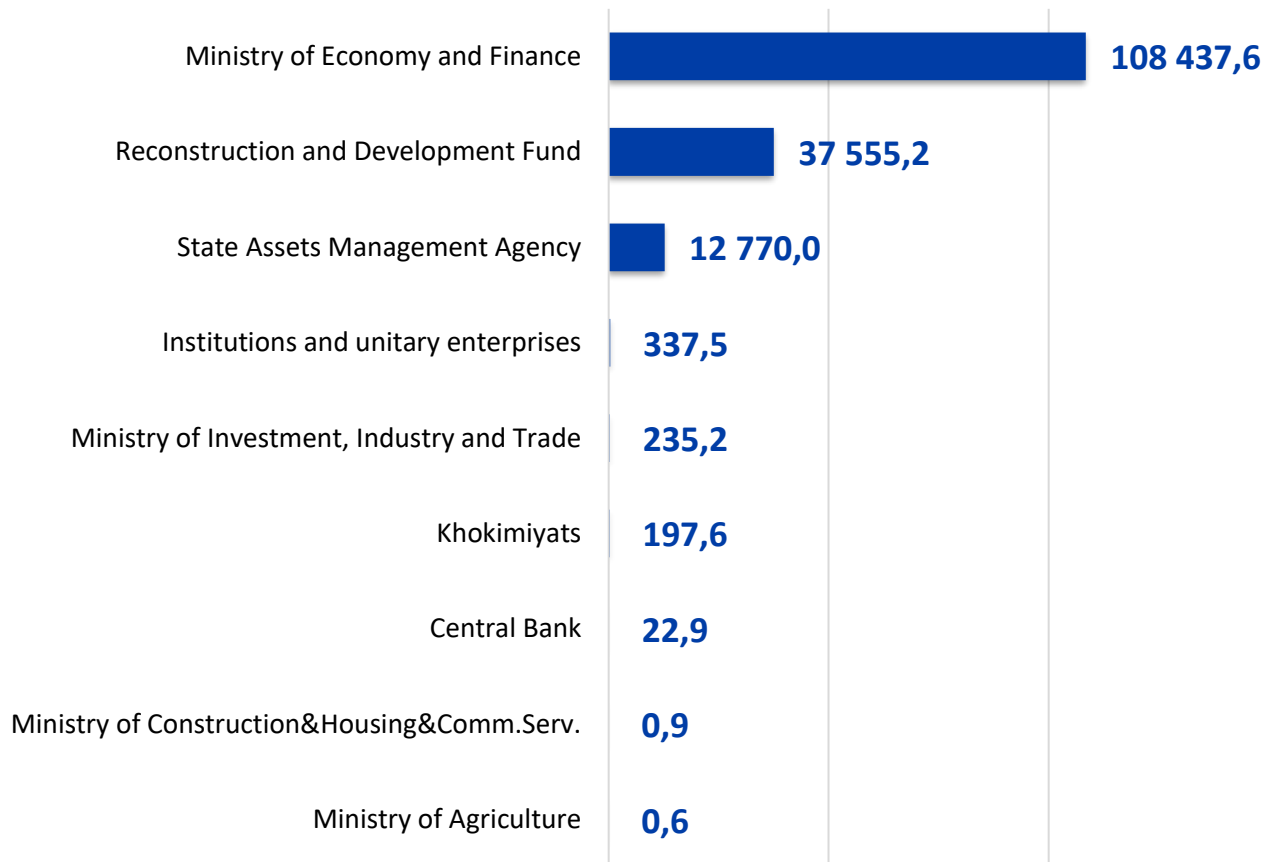


### VOLUME OF ISSUED CORPORATE BONDS BY OWNERS (UZS BLN.)

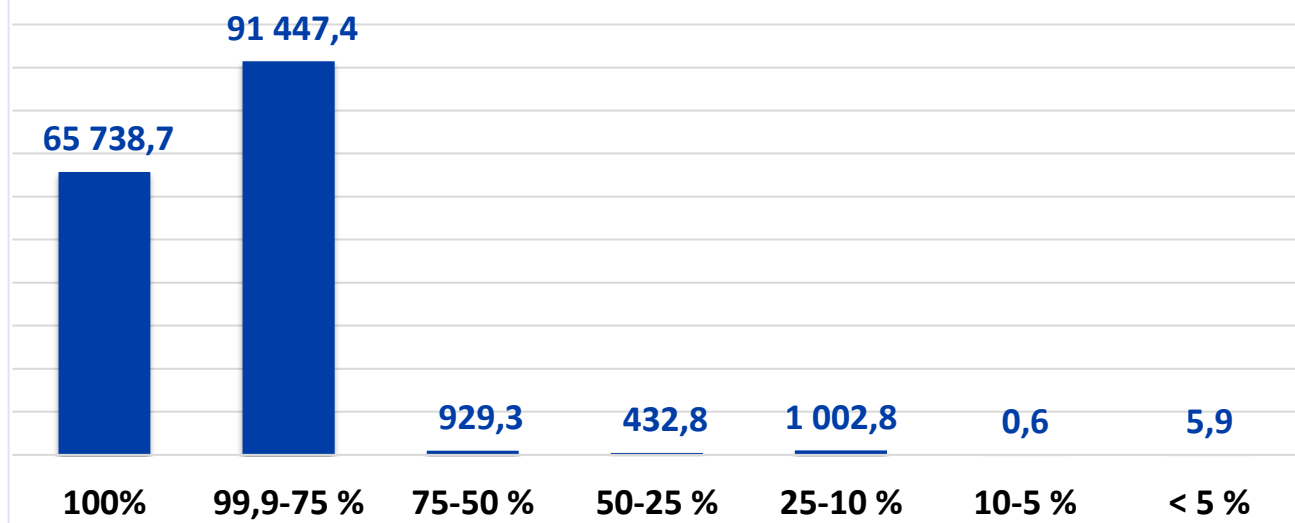




### STATE OWNED SHARE BY OWNERS OF SHARES (UZS BLN.)



### STATE OWNED SHARE BY VOLUME OF SHARE IN % (UZS BLN.)




### STATE SHARE BY JSCs' ACTIVITY FIELDS (UZS BLN.)



### STATE SHARE BY REGIONS (UZS BLN.)


Karakalpakstan Republic	181,4	(0,11 %)
Andijan region	31,7	(0,02 %)
Bukhara region	54,6	(0,03 %)
Jizzakh region	12,7	(0,01 %)
Kashkadarya region	28,8	(0,02 %)
Navoi region	18 322,4	(11,48 %)
Namangan region	1,8	(0,001 %)
Samarkand region	11,6	(0,01 %)
Surkhandarya region	9,2	(0,01 %)
Syrdarya region	15,9	(0,01 %)
Tashkent region	8 430,1	(5,28 %)
Ferghana region	145,3	(0,09 %)
Khorezm region	41,3	(0,03 %)
Tashkent city	132 270,8	(82,90 %)

**VOLUME OF SHARES OWNED BY FOREIGN INVESTORS (UZS BLN.)**



**8 879,2**  
**(5%)**  
OWNED BY FOREIGN INVESTORS


**VOLUME OF CORPORATE BONDS OWNED BY FOREIGN INVESTORS (UZS BLN.)**



**1,8**  
**(0,2%)**  
OWNED BY FOREIGN INVESTORS

**STRUCTURE OF SHARES' VOLUME OWNED BY FOREIGN INVESTORS (UZS BLN.)**


**8 816,3**  
**(99%)**  
LEGAL ENTITIES



**63,0**  
**(1%)**  
INDIVIDUALS

**STRUCTURE OF CORPORATE BONDS' VOLUME OWNED BY FOREIGN INVESTORS (UZS BLN.)**

**1,8**  
**(100%)**  
INDIVIDUALS



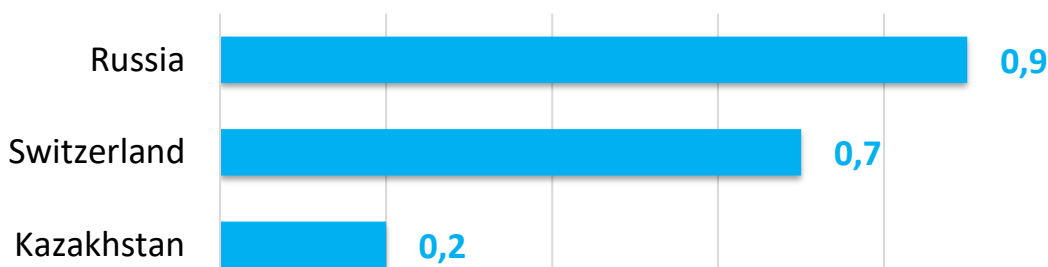
### NUMBER OF FOREIGN COUNTRIES INVESTED TO THE SECURITIES ISSUED BY UZBEKISTAN ISSUERS



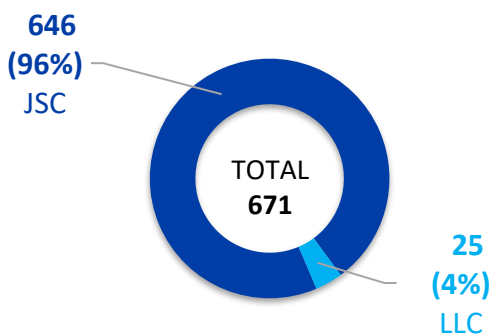
### TOP TEN OF FOREIGN COUNTRIES INVESTED TO SHARES (UZS BLN.)



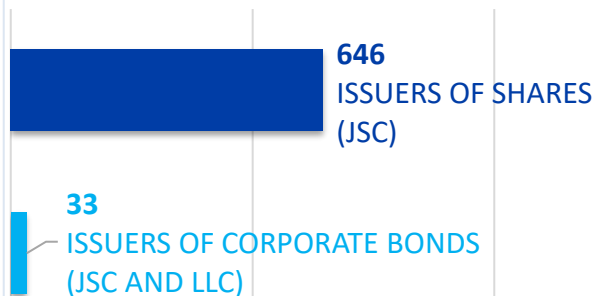
### FOREIGN COUNTRIES INVESTED TO SHARES (UZS BLN.)



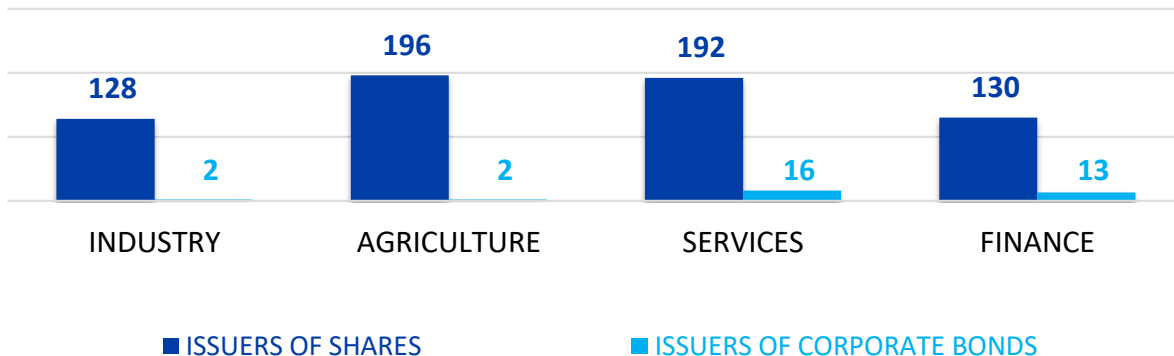
NUMBER OF ISSUERS BY ORGANIZATIONAL FORM



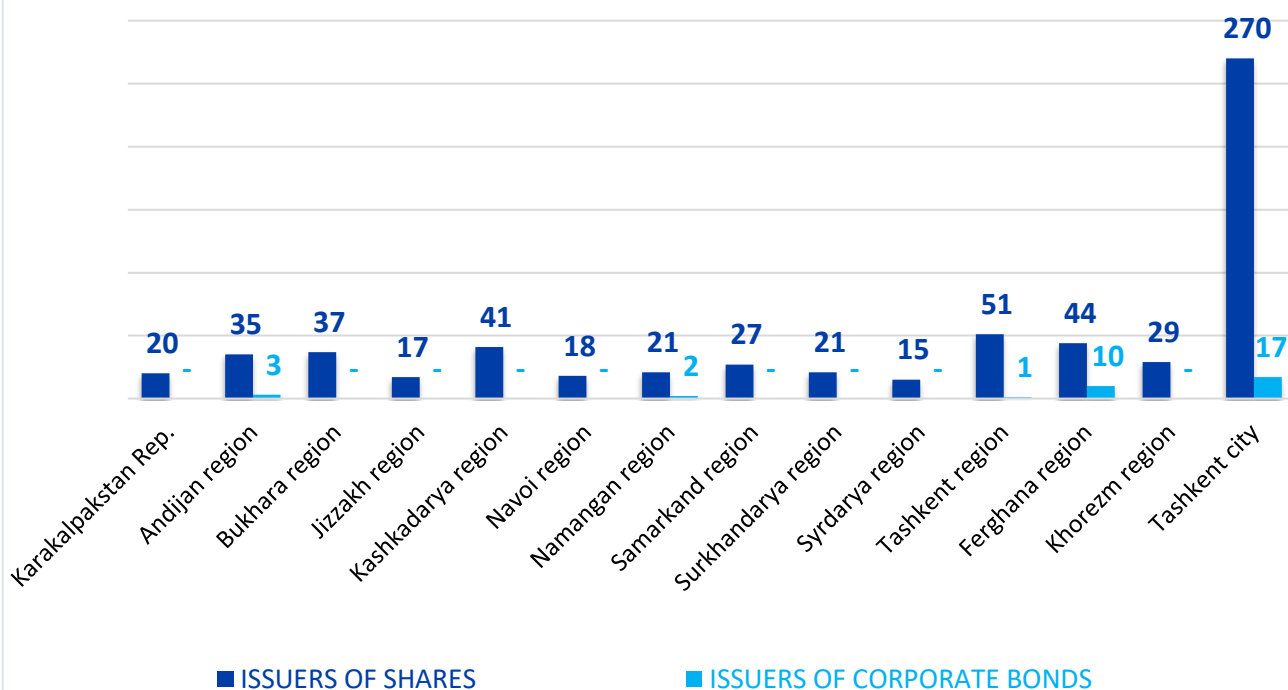
NUMBER OF ISSUERS BY TYPE OF ISSUED SECURITIES



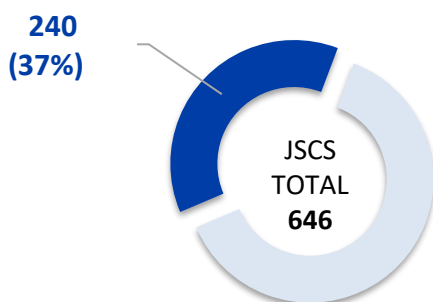
NUMBER BY ACTIVITY FIELD



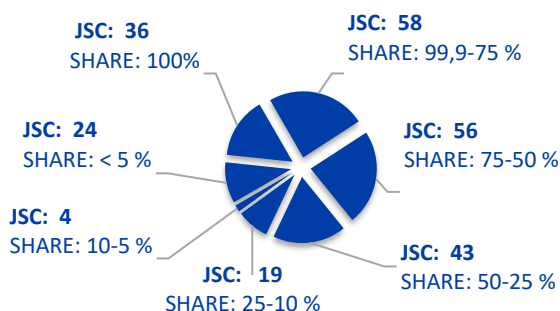
NUMBER BY REGIONS



## NUMBER OF JSCS WITH STATE OWNED SHARE



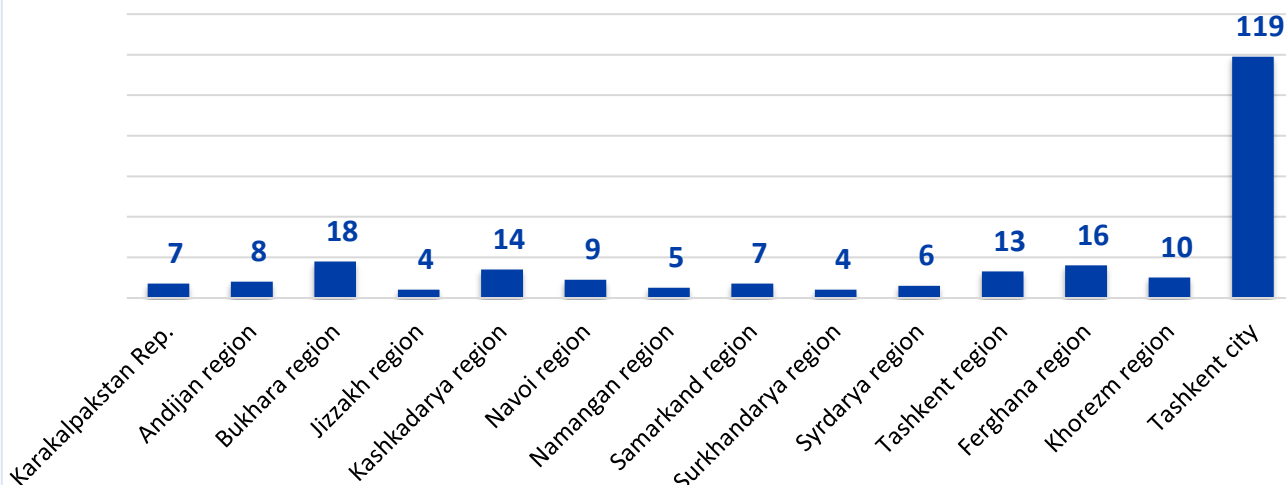
## NUMBER OF JSCS WITH STATE OWNED SHARE BY SHARE VOLUME



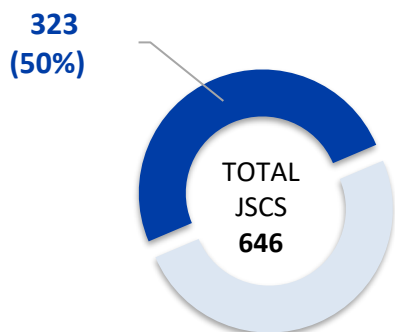
## NUMBER OF JSCS BY STATE BODIES



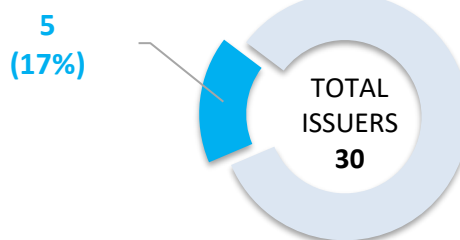
## NUMBER OF JSCS WITH STATE OWNED SHARE BY REGIONS



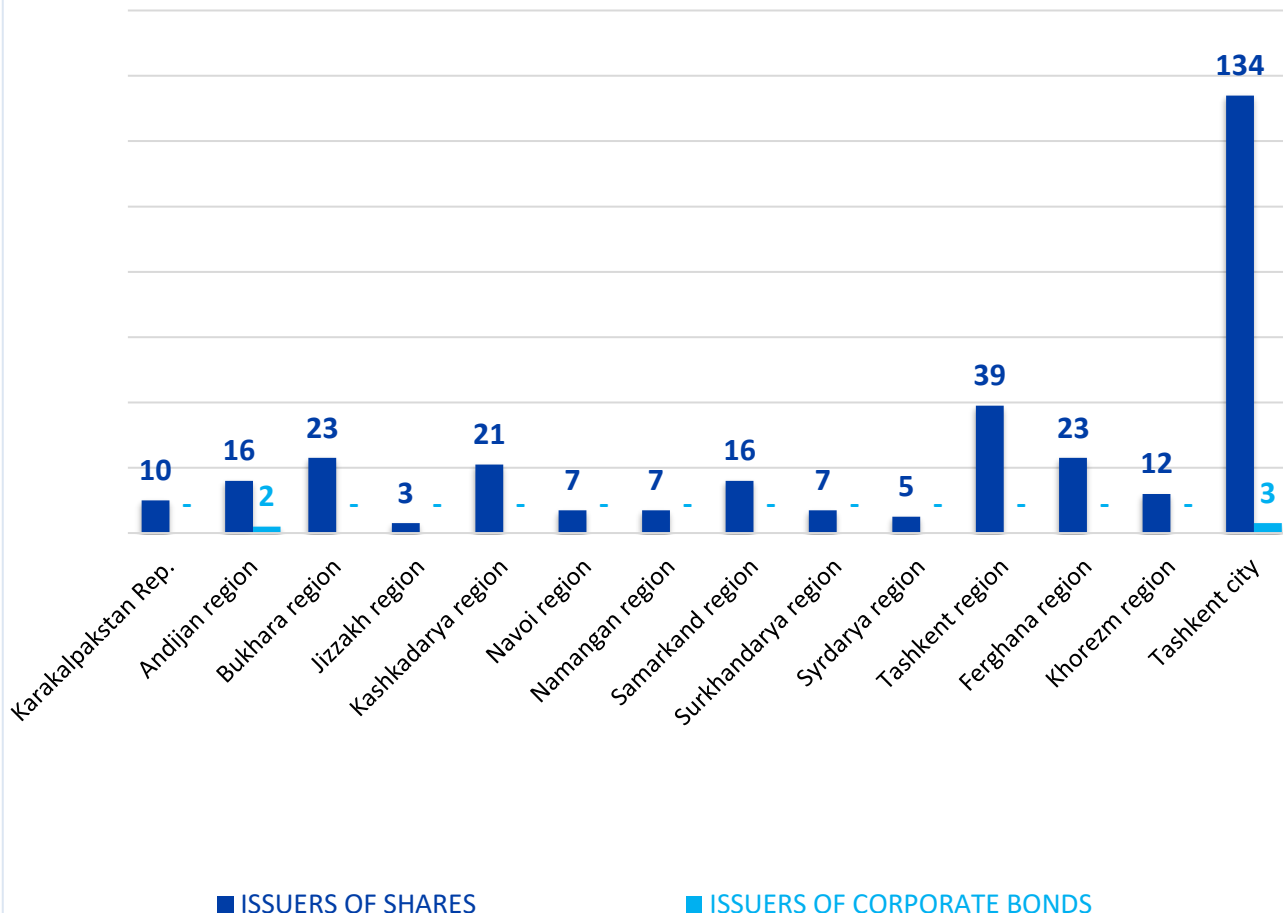
## NUMBER OF SHARES ISSUERS WITH FOREIGN SHARE



## NUMBER OF CORPORATE BONDS ISSUERS WITH FOREIGN SHARE



## NUMBER OF ISSUERS WITH FOREIGN OWNERS BY REGIONS



# depo COMPASS



[www.uzcsd.uz](http://www.uzcsd.uz)



[info@uzcsd.uz](mailto:info@uzcsd.uz)



+998 71 211 09 09



[t.me/UzCSD](https://t.me/UzCSD)



[instagram.com/uz.csd](https://www.instagram.com/uz.csd)



[facebook.com/uzcsd.uz](https://www.facebook.com/uzcsd.uz)



[youtube.com/@uzcsd](https://www.youtube.com/@uzcsd)